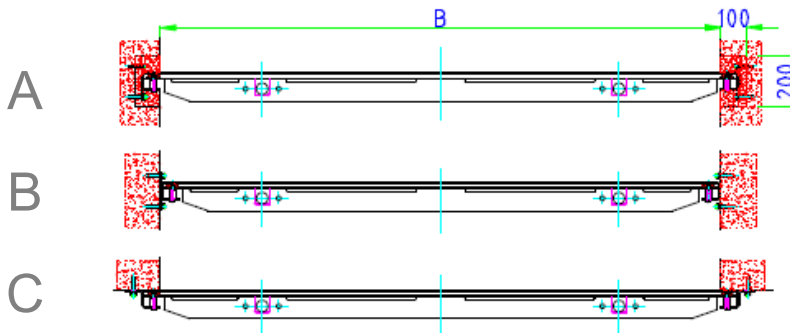
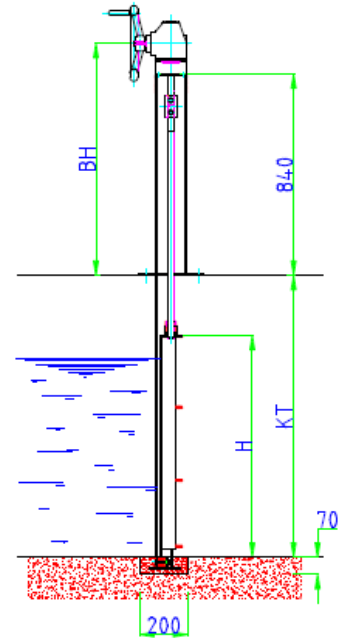
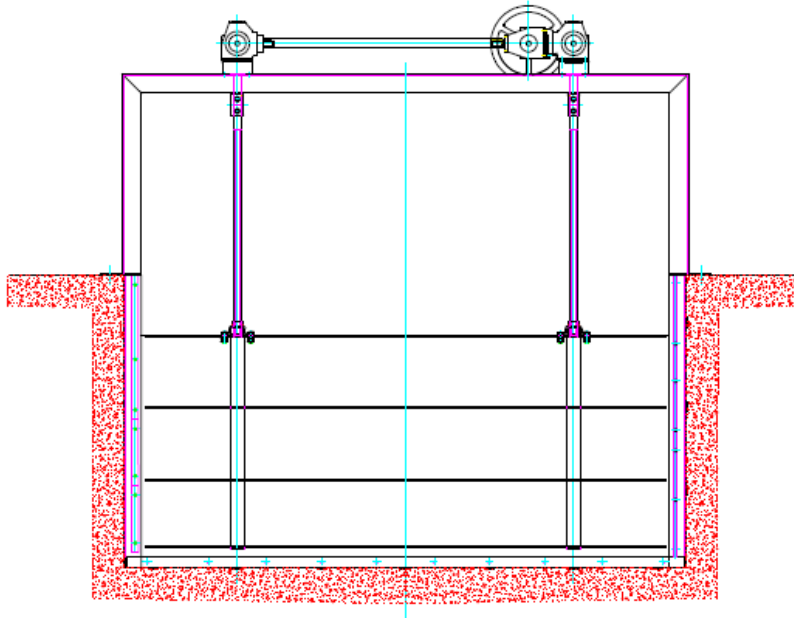


Dimension 1800 x 1800 to 4000 x 4000

double spindle



Fixing types:

- A - Grouted in channel recesses
- B - Wall fixing inside the channel
- C - Wall fixing in front of the channel

In addition all three types could be combined with each other.

Any special- and intermediate sizes could be delivered!

Design: TESACO, acc. to DIN 19569-4, BS 7775:2005, ANSI/AWWA C561-04, 3-face sealing

Optional: Protective case for rotating, horizontal shaft

Material: The following standard material combinations are available:

- Type: A4 - Frame and door fabricated from S.S. 316
- Type: A2 - Frame and door fabricated from S.S. 304

Sealing made from waste water resistant rubber neoprene

Sliding bars made from plastic PE

Spindle nut made of zinc-free bronze

Spindle made from S.S. 316

Fastening elements made from S.S.316

Corrosion protection: Stainless steel pickled and passivated